

Mono Silicon N-type Solar Cell

ET-N-182-16BB-Bifacial Cell

PRODUCT ADVANTAGES

1

The battery has high conversion efficiency, superior interface passivation and carrier transport capacity, and high UOC and FF.

2

The light attenuation is low, and the boron content in phosphorus doped N-type crystalline silicon is extremely low, which weakens the influence of boron and oxygen.

3

The production line of process equipment has high compatibility and can be compatible with the high-temperature production line of PERC and N-PERT double-sided batteries.

4

The combination of N-type TOPCon batteries with SE, IBC, multiple main grids, and stacked technology significantly improves battery efficiency and module power.

MECHANICAL DATA AND DESIGN

Dimension	182.2mm*182.2mm±0.5mm
Thickness	130±13μm 140±14μm 150±15μm 160um±16um 165±16.5um
Front (-)	0.036±0.02mm bus bars(silver) black anti-reflecting coating(silicon nitride)
Back (+)	0.036±0.02mm bus bars(silver) black anti-reflecting coating(silicon nitride)

ELECTRIC PERFORMANCE PARAMETERS

Eta%	Pmpp(W)	Umpp(V)	Impp(A)	Uoc(V)	Isc(A)	FF(%)
26.20	8.66	0.642	13.5037	0.7369	13.6973	85.827
26.10	8.63	0.638	13.5326	0.7361	13.6634	85.849
26.00	8.60	0.640	13.4305	0.7358	13.6804	85.439
25.90	8.57	0.642	13.3427	0.73471	13.6157	85.632
25.80	8.53	0.638	13.3733	0.73198	13.6055	85.699
25.70	8.50	0.637	13.3516	0.73299	13.6402	85.033
25.60	8.47	0.633	13.3752	0.72943	13.6366	85.127
25.50	8.43	0.634	13.3105	0.72664	13.6184	85.234
25.40	8.40	0.630	13.343	0.73138	13.6099	84.406
25.30	8.37	0.631	13.2609	0.72774	13.6252	84.395
25.20	8.34	0.632	13.1982	0.72924	13.6144	83.959
25.10	8.30	0.629	13.1987	0.71831	13.6536	84.645
25.00	8.27	0.627	13.1874	0.72053	13.625	84.232
24.90	8.23	0.625	13.1743	0.71879	13.5897	84.288
24.80	8.20	0.623	13.1577	0.71818	13.6069	83.928
24.70	8.17	0.625	13.0761	0.71528	13.6047	83.941

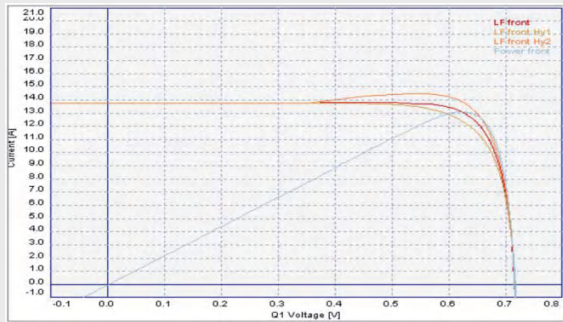
STANDARD TEST CONDITION

Illumination intensity	1000W/m ²
Spectrum	AM1.5G
Test temperature	25°C

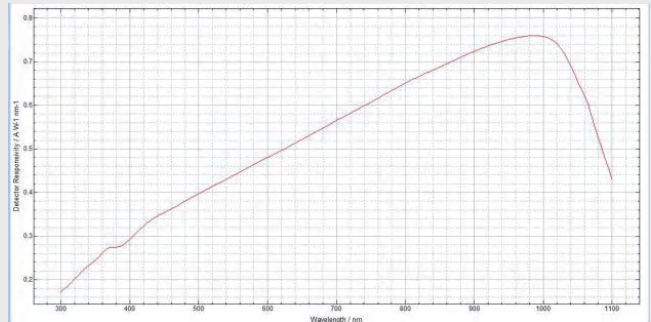
TEMPERATURE COEFFICIENTS

Current Temperature Coefficient	0.048%/K
Voltage Temperature Coefficient	-0.30%/K
Power Temperature Coefficient	-0.38%/K

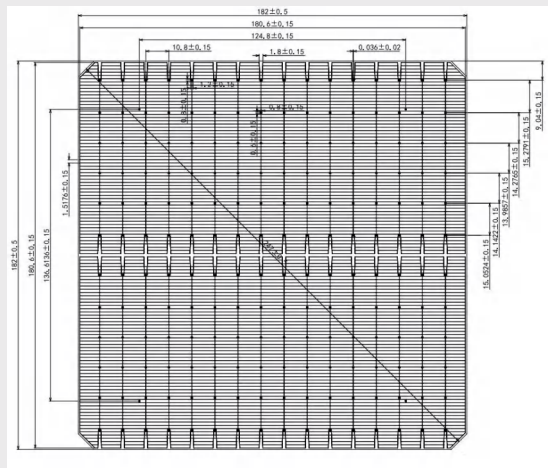
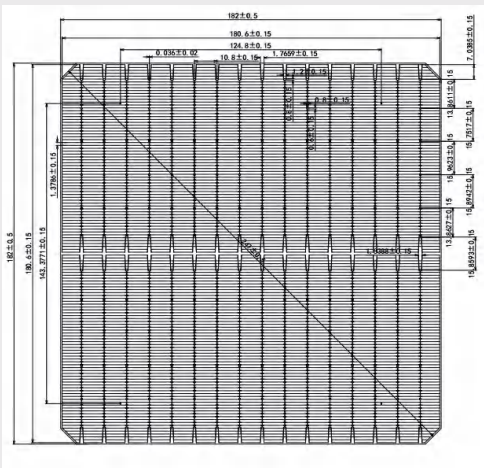
IV CURVE



Spectral Response (SR)



PRODUCT APPEARANCE



The above technical parameters are subject to technical changes and tests, and ELiTe Solar reserves the right of final interpretation.