

ET-M754BHBB
390W-410W

PERC MODULE



Modern Appearance

Sleek black design crafted for enhanced aesthetics and seamless integration into buildings.



Increased Efficiency

Increased module conversion efficiency from half cut cell structure (low resistance characteristic, decreased mismatch loss).



PID Resistance

Excellent Anti-PID performance guarantees limited power degradation for mass production.



Severe Weather Resilience

Certified to withstand: wind load (2400 Pascal) and snow load (5400 Pascal).

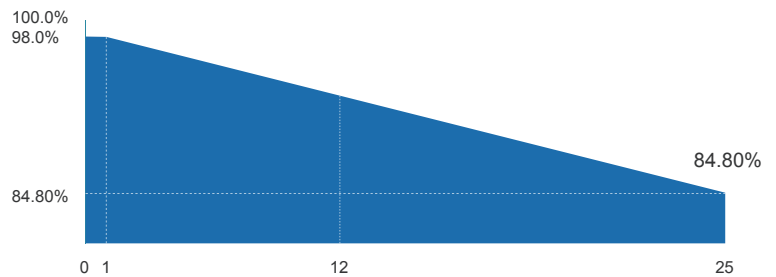


Durability Against Extreme Environmental Conditions

Exceptional durability against salt mist and ammonia exposure.

WARRANTY

■ Elite Solar Mono Module
Linear Performance Warranty



1st year ≤ 2%, 2nd~25th years ≤ 0.55% / year



Guarantee on product material and workmanship



Linear power output warranty

IEC61215
IEC61730
UL61215
UL61730



ELECTRICAL SPECIFICATIONS

Module Type	ET-M754BH390BB	ET-M754BH395BB	ET-M754BH400BB	ET-M754BH405BB	ET-M754BH410BB
Maximum Power $-P_{mp}$ (W)	390	395	400	405	410
Open Circuit Voltage $-V_{oc}$ (V)	36.85	36.98	37.07	37.23	37.32
Short Circuit Current $-I_{sc}$ (A)	13.61	13.70	13.79	13.87	13.95
Maximum Power Voltage $-V_{mp}$ (V)	30.64	30.84	31.01	31.21	31.45
Maximum Power Current $-I_{mp}$ (A)	12.73	12.81	12.90	12.98	13.04
Module Efficiency STC η_m (%)	20.0%	20.2%	20.5%	20.7%	21.0%
Power Tolerance (W)	0-+3%				
Pmax Temperature Coefficient	-0.340%/°C				
Voc Temperature Coefficient	-0.263%/°C				
Isc Temperature Coefficient	+0.054%/°C				
Fire Performance	Class C(IEC)/Type 1(UL)				

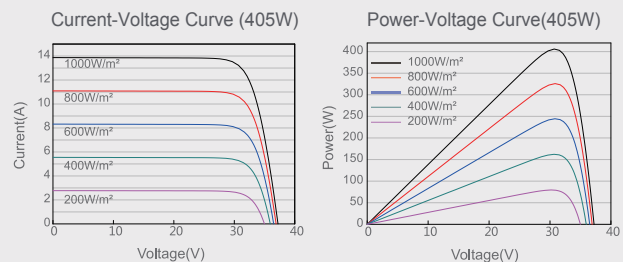
ELECTRICAL SPECIFICATIONS(NOCT)

Module Type	ET-M754BH390BB	ET-M754BH395BB	ET-M754BH400BB	ET-M754BH405BB	ET-M754BH410BB
Maximum Power $-P_{mp}$ (W)	294	298	302	306	310
Open Circuit Voltage $-V_{oc}$ (V)	34.61	34.75	34.88	35.02	35.16
Short Circuit Current $-I_{sc}$ (A)	10.89	10.96	11.03	11.10	11.17
Maximum Power Voltage $-V_{mp}$ (V)	28.90	29.08	29.26	29.47	29.65
Maximum Power Current $-I_{mp}$ (A)	10.18	10.25	10.32	10.38	10.45

MECHANICAL SPECIFICATIONS

External Dimension	1722 x 1134 x 30mm
Weight	21.5kg
Solar Cells	PERC Mono crystalline 182 x 91 mm (108pcs)
Front Glass	3.2mm AR coating tempered glass
Frame	Anodized aluminium alloy
Junction Box	IP68, 3 diodes
Cable Length (Including Connector)	4.0 mm ² (12AWG), Portrait:200mm(+)/400mm(-);Or customized
Connector	MC4 Compatible

CURVE



APPLICATION CONDITIONS

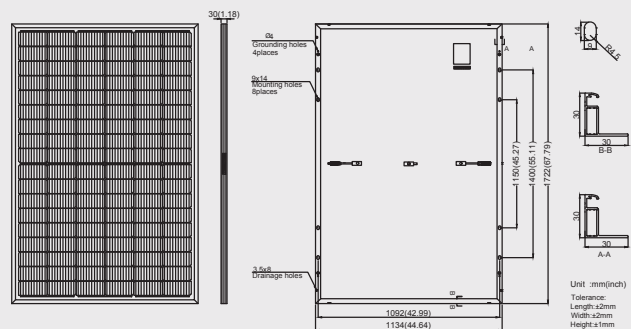
Maximum System Voltage	1500VDC
Maximum Series Fuse Rating	25A
Operating Temperature	-40--+85 °C
Nominal Operating Cell Temperature	45±2 °C
Mechanical Load	5400Pa/2400Pa

PACKING MANNER

Container	40'HQ
Pieces per Pallet	36
Size of packing (mm)	1760*1130*1264
Weight of packing (kg)	813
Pieces per Container	936/838(NA)

PHYSICAL CHARACTERISTICS

Unit:mm



* The above drawing is a graphical representation of the product.
For engineering quality drawings please contact Elite Solar.

Note: The specifications are obtained under the Standard Test Conditions (STCs): 1000 W/m² solar irradiance, 1.5 Air Mass, and cell temperature of 25°C. The NOCT is obtained under the Test Conditions: 800 W/m², 20°C ambient temperature, 1m/s wind speed, AM 1.5 spectrum. Please contact info@elite-solar.com for technical support. The actual transactions will be subject to the contracts. This parameter is for reference only and it is not a part of the contracts. The specifications are subject to change without prior notice.