




M/ET-PD-EN2024V2
 info@elite-solar.com



ET-N772TBHGL
570W-590W

N-Type BIFACIAL MODULE

Advanced Technology
 N-Type M10 wafer, TOPCon solar cells, high-density interconnect technology.

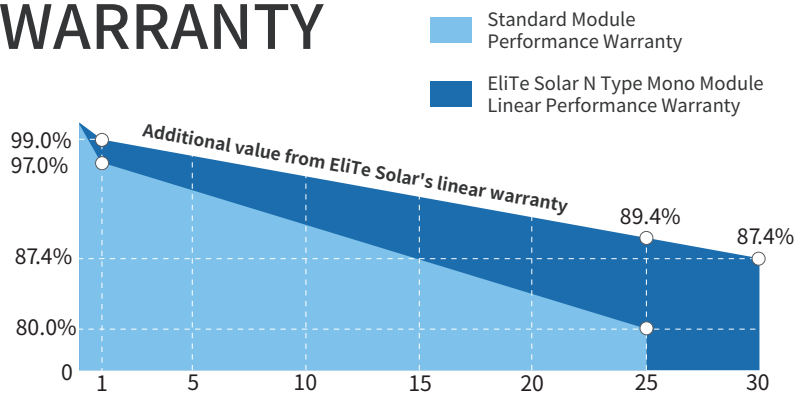
Increased Performance
 Well-suited for use in environments characterized by high reflectivity, elevated temperatures, scarce land availability, and substantial labor expenses.

Increased Power Generation
 Lower degradation, increased bifaciality, and lower temperature coefficient improves energy yields.

Increased Value
 Increased efficiency results in decreased LCOE and BOS costs.

Severe Weather Resilience
 Certified to withstand: wind load (2400 Pascal) and snow load (5400 Pascal).

WARRANTY



1st year ≤ 1%, 2nd~30th years ≤ 0.40% / year

12 YEARS Guarantee on product material and workmanship

30 YEARS Linear power output warranty

IEC61215
 IEC61730
 UL61215
 UL61730



ELECTRICAL SPECIFICATIONS

Module Type	ET-N772TBH570GL		ET-N772TBH575GL		ET-N772TBH580GL		ET-N772TBH585GL		ET-N772TBH590GL	
STC/NOCT	STC	NOCT	STC	NOCT	STC	NOCT	STC	NOCT	STC	NOCT
Maximum Power -P _{mp} (W)	570	429	575	432	580	436	585	440	590	444
Open Circuit Voltage -V _{oc} (V)	51.68	49.10	51.88	49.29	52.08	49.48	52.28	49.67	52.48	49.86
Short Circuit Current -I _{sc} (A)	13.62	10.99	13.67	11.03	13.72	11.07	13.76	11.10	13.81	11.14
Maximum Power Voltage -V _{mp} (V)	44.38	41.78	44.55	41.92	44.72	42.09	44.90	42.26	45.08	42.42
Maximum Power Current -I _{mp} (A)	12.85	10.27	12.91	10.31	12.97	10.36	13.03	10.41	13.09	10.47
Module Efficiency STC-η _m (%)	22.1%		22.3%		22.5%		22.6%		22.8%	
Power Tolerance (W)	0-+3%									
Pmax Temperature Coefficient	-0.30%/°C									
Voc Temperature Coefficient	-0.22%/°C									
Isc Temperature Coefficient	+0.042%/°C									
Fire Performance	Type 29(UL)									

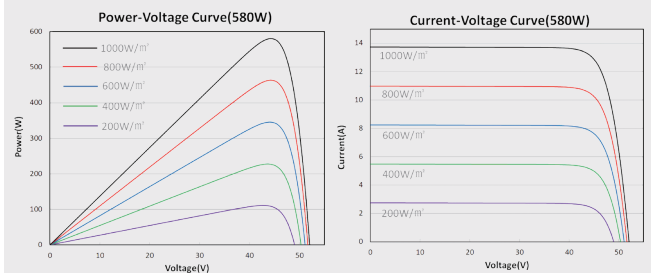
REAR SIDE POWER GAIN (ET-N772TBH580GL)

Power Gain	10%	15%	20%	25%
Maximum Power -P _{mp} (W)	638	667	696	725
Open Circuit Voltage -V _{oc} (V)	52.08	52.08	52.08	52.08
Short Circuit Current -I _{sc} (A)	14.96	15.65	16.33	17.01
Maximum Power Voltage -V _{mp} (V)	44.72	44.72	44.72	44.72
Maximum Power Current -I _{mp} (A)	14.27	14.92	15.57	16.22

MECHANICAL SPECIFICATIONS

External Dimension	2278 x 1134 x 30mm
Weight	32kg
Solar Cells	N Type 182 x 91 mm (144pcs)
Front Glass/Back Glass	2.0mm/2.0mm
Frame	Anodized aluminium alloy
Junction Box	IP68, 3 diodes
Cable Length (Including Connector)	4.0 mm ² (12AWG), Portrait:200mm(+)/400mm(-);Or customized
Connector	MC4 Compatible
Power Bifaciality*	80%±10%

CURVE



APPLICATION CONDITIONS

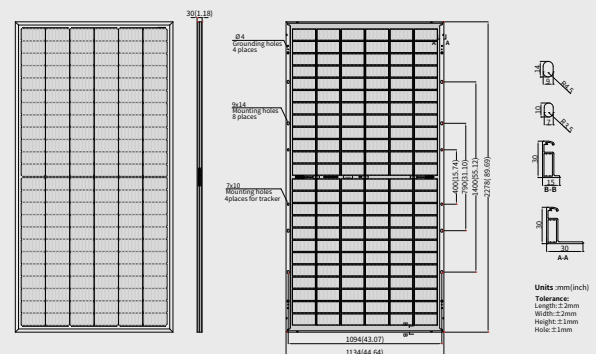
Maximum System Voltage	1500VDC
Maximum Series Fuse Rating	30A
Operating Temperature	-40~+85 °C
Nominal Operating Cell Temperature	45±2 °C
Mechanical Load	5400Pa/2400Pa

PACKING MANNER

Container	40' HQ
Pieces per Pallet	36
Size of packing (mm)	2300*1130*1264
Weight of packing (kg)	1195
Pieces per Container	720/576(NA)

PHYSICAL CHARACTERISTICS

Unit:mm



* The above drawing is a graphical representation of the product.
For engineering quality drawings please contact EliTe Solar.

Note: The specifications are obtained under the Standard Test Conditions (STCs): 1000 W/m² solar irradiance, 1.5 Air Mass, and cell temperature of 25°C. The NOCT is obtained under the Test Conditions: 800 W/m², 20°C ambient temperature, 1m/s wind speed, AM 1.5 spectrum.

Please contact info@elite-solar.com for technical support. The actual transactions will be subject to the contracts. This parameter is for reference only and it is not a part of the contracts. The specifications are subject to change without prior notice.